



4 FREE FAMILY TREE TEMPLATES

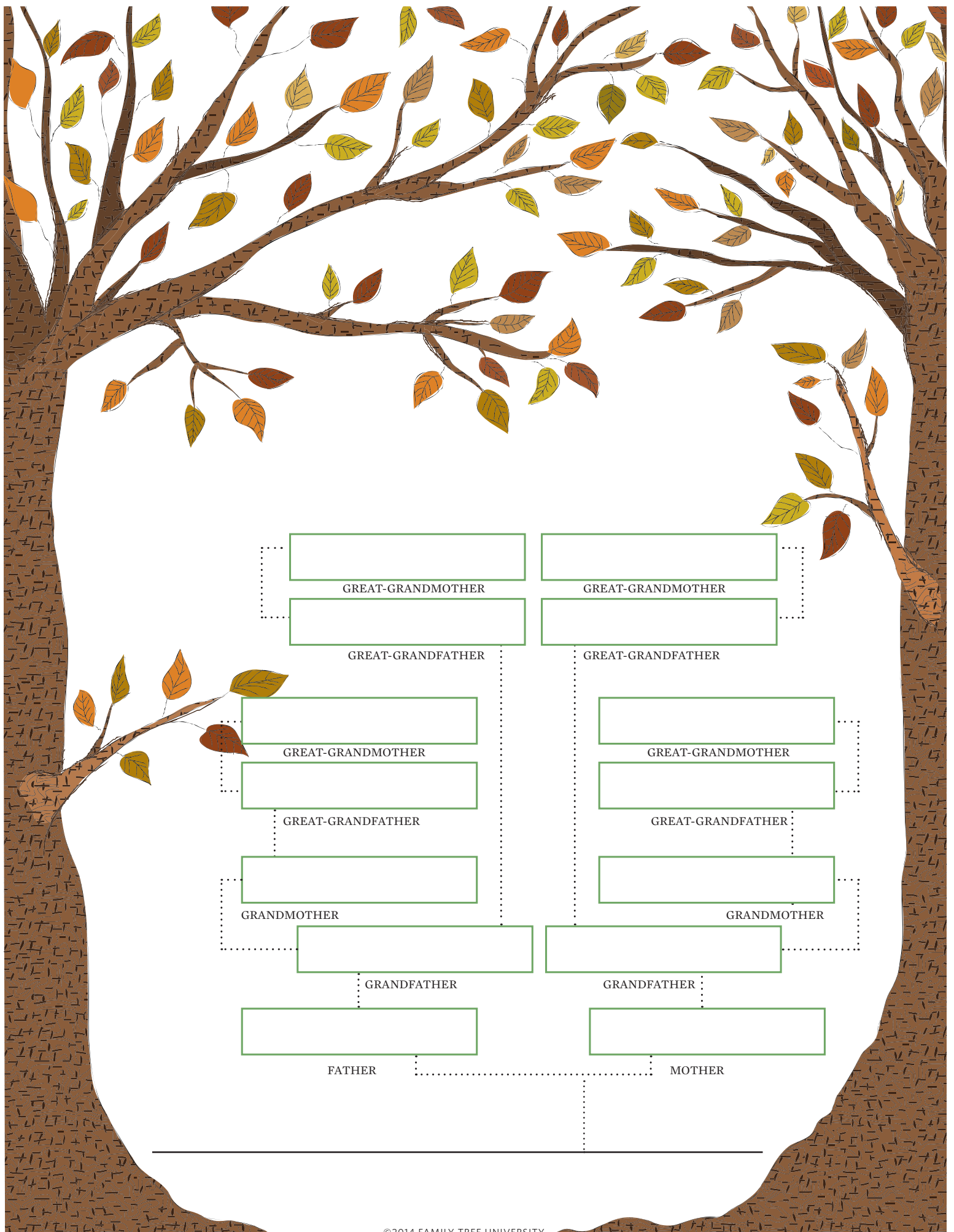


familytree
UNIVERSITY



	<input type="text"/>	<input type="text"/>	<input type="text"/>	<input type="text"/>
	<input type="text"/>	<input type="text"/>	<input type="text"/>	<input type="text"/>
	<input type="text"/>	<input type="text"/>	<input type="text"/>	<input type="text"/>
	<input type="text"/>	<input type="text"/>	<input type="text"/>	<input type="text"/>
	<input type="text"/>	<input type="text"/>	<input type="text"/>	<input type="text"/>
	<input type="text"/>	<input type="text"/>	<input type="text"/>	<input type="text"/>
	<input type="text"/>	<input type="text"/>	<input type="text"/>	<input type="text"/>
	<input type="text"/>	<input type="text"/>	<input type="text"/>	<input type="text"/>
	<input type="text"/>	<input type="text"/>	<input type="text"/>	<input type="text"/>
	<input type="text"/>	<input type="text"/>	<input type="text"/>	<input type="text"/>
	<input type="text"/>	<input type="text"/>	<input type="text"/>	<input type="text"/>
	<input type="text"/>	<input type="text"/>	<input type="text"/>	<input type="text"/>





FIVE-GENERATION ANCESTOR CHART

Chart # ____
1 on this chart = ____ on chart # ____

see chart #

<p>1</p> <p>birth date and place _____</p> <p>marriage date and place _____</p> <p>death date and place _____</p> <p>spouse</p>		<p>2</p> <p>birth date and place _____</p> <p>marriage date and place _____</p> <p>death date and place _____</p>		<p>4</p> <p>birth date and place _____</p> <p>marriage date and place _____</p> <p>death date and place _____</p>		<p>8</p> <p>birth date and place _____</p> <p>marriage date and place _____</p> <p>death date and place _____</p>		<p>16</p> <p>_____</p>	
						<p>9</p> <p>birth date and place _____</p> <p>death date and place _____</p>		<p>17</p> <p>_____</p>	
<p>3</p> <p>birth date and place _____</p> <p>death date and place _____</p>		<p>5</p> <p>birth date and place _____</p> <p>death date and place _____</p>		<p>10</p> <p>birth date and place _____</p> <p>marriage date and place _____</p> <p>death date and place _____</p>		<p>11</p> <p>birth date and place _____</p> <p>death date and place _____</p>		<p>18</p> <p>_____</p>	
						<p>12</p> <p>birth date and place _____</p> <p>marriage date and place _____</p> <p>death date and place _____</p>		<p>19</p> <p>_____</p>	
<p>6</p> <p>birth date and place _____</p> <p>marriage date and place _____</p> <p>death date and place _____</p>		<p>7</p> <p>birth date and place _____</p> <p>death date and place _____</p>		<p>13</p> <p>birth date and place _____</p> <p>death date and place _____</p>		<p>14</p> <p>birth date and place _____</p> <p>marriage date and place _____</p> <p>death date and place _____</p>		<p>20</p> <p>_____</p>	
						<p>15</p> <p>birth date and place _____</p> <p>death date and place _____</p>		<p>21</p> <p>_____</p>	
<p>8</p> <p>birth date and place _____</p> <p>death date and place _____</p>		<p>9</p> <p>birth date and place _____</p> <p>death date and place _____</p>		<p>14</p> <p>birth date and place _____</p> <p>marriage date and place _____</p> <p>death date and place _____</p>		<p>16</p> <p>_____</p>		<p>22</p> <p>_____</p>	
						<p>17</p> <p>_____</p>		<p>23</p> <p>_____</p>	
<p>10</p> <p>birth date and place _____</p> <p>death date and place _____</p>		<p>11</p> <p>birth date and place _____</p> <p>death date and place _____</p>		<p>18</p> <p>birth date and place _____</p> <p>marriage date and place _____</p> <p>death date and place _____</p>		<p>19</p> <p>_____</p>		<p>24</p> <p>_____</p>	
						<p>20</p> <p>_____</p>		<p>25</p> <p>_____</p>	
<p>12</p> <p>birth date and place _____</p> <p>death date and place _____</p>		<p>13</p> <p>birth date and place _____</p> <p>death date and place _____</p>		<p>20</p> <p>birth date and place _____</p> <p>marriage date and place _____</p> <p>death date and place _____</p>		<p>21</p> <p>_____</p>		<p>26</p> <p>_____</p>	
						<p>22</p> <p>_____</p>		<p>27</p> <p>_____</p>	
<p>14</p> <p>birth date and place _____</p> <p>death date and place _____</p>		<p>15</p> <p>birth date and place _____</p> <p>death date and place _____</p>		<p>22</p> <p>birth date and place _____</p> <p>marriage date and place _____</p> <p>death date and place _____</p>		<p>23</p> <p>_____</p>		<p>28</p> <p>_____</p>	
						<p>24</p> <p>_____</p>		<p>29</p> <p>_____</p>	
<p>16</p> <p>birth date and place _____</p> <p>death date and place _____</p>		<p>17</p> <p>birth date and place _____</p> <p>death date and place _____</p>		<p>24</p> <p>birth date and place _____</p> <p>marriage date and place _____</p> <p>death date and place _____</p>		<p>25</p> <p>_____</p>		<p>30</p> <p>_____</p>	
						<p>26</p> <p>_____</p>		<p>31</p> <p>_____</p>	

FAMILY GROUP SHEET OF THE

Family

	Source #		Source #
Full Name of Husband		Birth Date and Place	
His Father		Marriage Date and Place	
His Mother with Maiden Name		Death Date and Place	Burial
Full Name of Wife			
Her Father		Birth Date and Place	
Her Mother with Maiden Name		Death Date and Place	Burial
Other Spouses		Marriage Date and Place	

Children of This Marriage	Birth Date and Place	Death Date, Place and Burial	Marriage Date, Place and Spouse

RELATIONSHIP CHART

Instructions:

1. Identify the most recent common ancestor of the two individuals with the unknown relationship.
2. Determine the common ancestor's relationship to each person (for example, grandparent or great-grandparent).
3. In the topmost row of the chart, find the common ancestor's relationship to cousin number one. In the far-left column, find the common ancestor's relationship to cousin number two.
4. Trace the the row and column from step 3. The square where they meet shows the two individuals' relationship.

		THE MOST RECENT COMMON ANCESTOR IS COUSIN NUMBER ONE'S ...							
		parent	grandparent	great-grandparent	great-great-grandparent	third-great-grandparent	fourth-great-grandparent	fifth-great-grandparent	sixth-great-grandparent
THE MOST RECENT COMMON ANCESTOR IS COUSIN NUMBER TWO'S ...	parent	siblings	nephew or niece	grandnephew or -niece	great-grandnephew or -niece	great-great-grandnephew or -niece	third-great-grandnephew or -niece	fourth-great-grandnephew or -niece	fifth-great-grandnephew or -niece
	grandparent	nephew or niece	first cousins	first cousins once removed	first cousins twice removed	first cousins three times removed	first cousins four times removed	first cousins five times removed	first cousins six times removed
	great-grandparent	grandnephew or -niece	first cousins once removed	second cousins	second cousins once removed	second cousins twice removed	second cousins three times removed	second cousins four times removed	second cousins five times removed
	great-great-grandparent	great-grandnephew or -niece	first cousins twice removed	second cousins once removed	third cousins	third cousins once removed	third cousins twice removed	third cousins three times removed	third cousins four times removed
	third-great-grandparent	great-great-grandnephew or -niece	first cousins three times removed	second cousins twice removed	third cousins once removed	fourth cousins	fourth cousins once removed	fourth cousins twice removed	fourth cousins three times removed
	fourth-great-grandparent	third-great-grandnephew or -niece	first cousins four times removed	second cousins three times removed	third cousins twice removed	fourth cousins once removed	fifth cousins	fifth cousins once removed	fifth cousins twice removed
	fifth-great-grandparent	fourth-great-grandnephew or -niece	first cousins five times removed	second cousins four times removed	third cousins three times removed	fourth cousins twice removed	fifth cousins once removed	sixth cousins	sixth cousins once removed
	sixth-great-grandparent	fifth-great-grandnephew or -niece	first cousins six times removed	second cousins five times removed	third cousins four times removed	fourth cousins three times removed	fifth cousins twice removed	sixth cousins once removed	seventh cousins

KEEPSAKE FAMILY TREE POSTERS



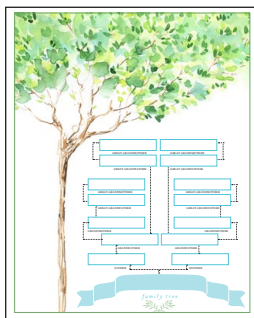
Display your family tree in style with these large-format charts!

- Perfect for family reunions and special-occasion gifts
- Available in print and digital formats
- Digital charts come in three sizes: 8x10, 11x14 and 16x20 inches
- Print yourself or use a photo printing service for options such as canvas and glossy photo stock
- 11x14-inch printed posters fit in standard photo frames

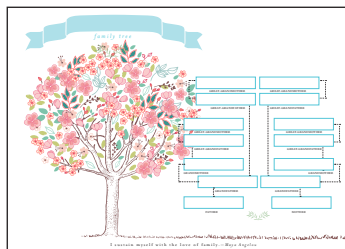
SPECIAL OFFER: SAVE 50%!

Enter code FTCHARTS50 at checkout to receive this discount on any chart shown.


Find these three beautiful designs available exclusively at ShopFamilyTree.com!



Watercolor Design



Floral Design



Vintage Design

shopfamilytree.com